



UNIVERSITY OF CAMBRIDGE INTERNATIONAL EXAMINATIONS  
International General Certificate of Secondary Education

CANDIDATE  
NAME

CENTRE  
NUMBER

--	--	--	--	--

CANDIDATE  
NUMBER

--	--	--	--



**CHEMISTRY**

**0620/31**

Paper 3 (Extended)

**May/June 2011**

**1 hour 15 minutes**

Candidates answer on the Question Paper.

No Additional Materials are required.

**READ THESE INSTRUCTIONS FIRST**

Write your Centre number, candidate number and name on all the work you hand in.

Write in dark blue or black pen.

You may use a pencil for any diagrams, graphs or rough working.

Do not use staples, paper clips, highlighters, glue or correction fluid.

**DO NOT WRITE IN ANY BARCODES.**

Answer **all** questions.

A copy of the Periodic Table is printed on page 12.

At the end of the examination, fasten all your work securely together.

The number of marks is given in brackets [ ] at the end of each question or part question.

**For Examiner's Use**

1	
2	
3	
4	
5	
6	
7	
8	
<b>Total</b>	

This document consists of **11** printed pages and **1** blank page.



## 2

1 The following techniques are used to separate mixtures.

- A simple distillation      B fractional distillation      C evaporation  
 D chromatography      E filtration      F diffusion

From this list, choose the most suitable technique to separate the following.

- (a) methane from a mixture of the gases, methane and ethane ..... [1]  
 (b) water from aqueous magnesium sulfate ..... [1]  
 (c) glycine from a mixture of the amino acids, glycine and lysine ..... [1]  
 (d) iron filings from a mixture of iron filings and water ..... [1]  
 (e) zinc sulfate crystals from aqueous zinc sulfate ..... [1]  
 (f) hexane from a mixture of the liquids, hexane and octane ..... [1]

[Total: 6]

2 Selenium and sulfur are in Group VI. They have similar properties.

(a) One of the main uses of selenium is in photoelectric cells. These cells can change light into electrical energy.

(i) Name a process which can change light into chemical energy.

.....

(ii) Name a device which can change chemical energy into electrical energy.

..... [2]

(b) The electron distribution of a selenium atom is 2 + 8 + 18 + 6.

(i) Selenium forms an ionic compound with potassium. Draw a diagram which shows the formula of this ionic compound, the charges on the ions and the arrangement of the **valency** electrons around the negative ion.

Use o to represent an electron from an atom of potassium.

Use x to represent an electron from an atom of selenium.

[3]

3

For  
Examiner's  
Use

- (ii) Draw a diagram showing the arrangement of the valency electrons in one molecule of the covalent compound selenium chloride.  
Use x to represent an electron from an atom of selenium.  
Use o to represent an electron from an atom of chlorine.

[3]

- (iii) Predict **two** differences in the physical properties of these two compounds.

.....

..... [2]

- (c) The selenide ion reacts with water.



What type of reagent is the selenide ion in this reaction? Give a reason for your choice.

.....

..... [3]

[Total: 13]

- 3 Iron from the blast furnace is impure. It contains about 4 % carbon and 0.5 % silicon. Most of this impure iron is used to make mild steel, an alloy of iron containing less than 0.25 % carbon.

- (a) A jet of oxygen is blown through the molten iron in the presence of a base, usually calcium oxide. Explain how the percentage of carbon is reduced and how the silicon is removed.

.....

.....

.....

..... [4]

(b) (i) Why are steel alloys used in preference to iron?

..... [1]

(ii) State a use of the following alloys.

mild steel .....

stainless steel ..... [2]

(c) Both iron and steel have typical metallic structures - a lattice of positive ions and a sea of electrons.

(i) Suggest an explanation for why they have high melting points.

.....

.....

..... [2]

(ii) Explain why, when a force is applied to a piece of steel, it does not break but just changes its shape.

.....

..... [2]

[Total: 11]

4 A major ore of zinc is zinc blende, ZnS. A by-product of the extraction of zinc from this ore is sulfur dioxide which is used to make sulfuric acid.

(a) (i) Zinc blende is heated in air. Zinc oxide and sulfur dioxide are formed. Write the balanced equation for this reaction.

..... [2]

(ii) Zinc oxide is reduced to zinc by heating with carbon. Name **two** other reagents which could reduce zinc oxide.

..... [2]

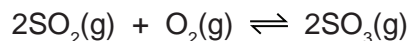
(iii) The zinc obtained is impure. It is a mixture of metals. Explain **how** fractional distillation could separate this mixture.

zinc bp = 908 °C, cadmium bp = 765 °C, lead bp = 1751 °C

.....

..... [2]

- (b) Sulfur dioxide is used to make sulfur trioxide in the Contact Process.



The forward reaction is exothermic. The conditions used are:

temperature: 450 °C  
 pressure: 2 atmospheres  
 catalyst: vanadium(V) oxide

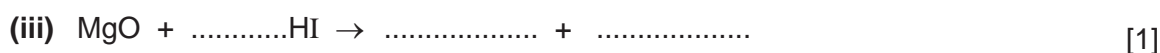


Explain, mentioning both position of equilibrium and rate, why these conditions give the most economic yield.

.....  
 .....  
 .....  
 ..... [4]

[Total: 10]

- 5 Hydriodic acid, HI(aq), is a strong acid. Its salts are iodides.

- (a) It has the reactions of a typical strong acid. Complete the following equations.



- (b) Two of the reactions in (a) are acid/base and one is redox. Which one is redox? Explain your choice.

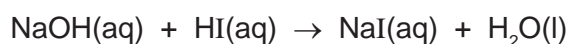
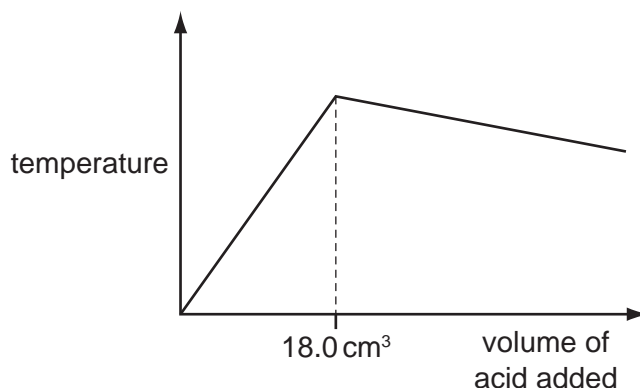
.....  
 .....  
 ..... [2]

- (c) Describe how you could distinguish between hydriodic, HI(aq), and hydrobromic, HBr(aq) acids, by bubbling chlorine through these two acids.

result with hydriodic acid .....

result with hydrobromic acid ..... [2]

- (d) 20.0 cm<sup>3</sup> of aqueous sodium hydroxide, 2.00 mol / dm<sup>3</sup>, was placed in a beaker. The temperature of the alkali was measured and 1.0 cm<sup>3</sup> portions of hydriodic acid were added. After each addition, the temperature of the mixture was measured. Typical results are shown on the graph.



- (i) Explain why the temperature increases rapidly at first then stops increasing.

.....  
 ..... [2]

- (ii) Suggest why the temperature drops after the addition of 18.0 cm<sup>3</sup> of acid.

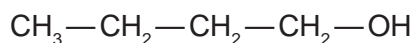
..... [1]

- (iii) In another experiment, it was shown that 15.0 cm<sup>3</sup> of the acid neutralised 20.0 cm<sup>3</sup> of aqueous sodium hydroxide, 1.00 mol / dm<sup>3</sup>. Calculate the concentration of the acid.

.....  
 ..... [2]

[Total: 12]

- 6 The structural formula of a butanol is given below.



- (a) Butanol can be made from petroleum and also by fermentation.

- (i) Describe the chemistry of making butanol from petroleum by the following route.



.....  
 .....  
 ..... [3]

7

For  
Examiner's  
Use

(ii) Explain, in general terms, what is meant by *fermentation*.

.....

.....

.....

..... [3]

(b) Butanol can be oxidised to a carboxylic acid by heating with acidified potassium manganate(VII). Give the name and structural formula of the carboxylic acid.

name ..... [1]

structural formula

[1]

(c) Butanol reacts with ethanoic acid to form a liquid, **X**, which has the sweet smell of bananas. Its empirical formula is  $C_3H_6O$  and its  $M_r$  is 116.

(i) What type of compound is liquid **X**?

..... [1]

(ii) Give the molecular formula of liquid **X**.

..... [1]

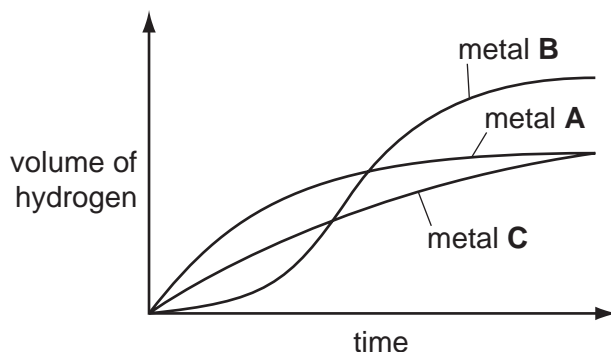
(iii) Draw the structural formula of **X**. Show all the individual bonds.

[2]

[Total: 12]

7 Excess hydrochloric acid was added to powdered zinc. The hydrogen evolved was collected and its volume measured every 20 seconds.

The experiments were repeated at the same temperature using the same number of moles of powdered magnesium and aluminium.



(a) Identify metals **A**, **B** and **C** by choosing from zinc, magnesium and aluminium. Give a reason for each choice.

metal **A** .....

.....

metal **B** .....

.....

metal **C** .....

..... [5]

(b) Using 'moles', explain why two of the metals form the same volume of hydrogen but the third metal forms a larger volume.

.....

.....

..... [3]

[Total: 8]



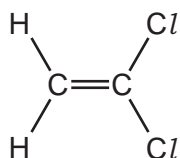
8 There are two types of polymerisation - addition and condensation.

For  
Examiner's  
Use

(a) Explain the difference between them.

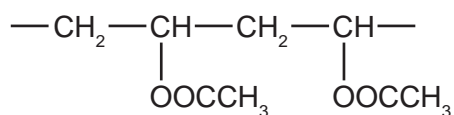
.....  
 .....  
 ..... [2]

(b) Poly(dichloroethene) is used to package food. Draw its structure. The structural formula of dichloroethene is shown below.



[2]

(c) The polymer known as PVA is used in paints and adhesives. Its structural formula is shown below.

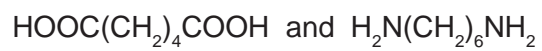


Deduce the structural formula of its monomer.

[1]

10

(d) A condensation polymer can be made from the following monomers.



Draw the structural formula of this polymer.

For  
Examiner's  
Use

[3]

[Total: 8]



**DATA SHEET**  
**The Periodic Table of the Elements**

		Group																																																																																											
I	II	III	IV	V	VI	VII	0																																																																																						
7 <b>Li</b> Lithium 3	9 <b>Be</b> Beryllium 4	1 <b>H</b> Hydrogen 1	11 <b>B</b> Boron 5	12 <b>C</b> Carbon 6	14 <b>N</b> Nitrogen 7	16 <b>O</b> Oxygen 8	19 <b>F</b> Fluorine 9	20 <b>Ne</b> Neon 10																																																																																					
23 <b>Na</b> Sodium 11	24 <b>Mg</b> Magnesium 12	27 <b>Al</b> Aluminium 13	28 <b>Si</b> Silicon 14	31 <b>P</b> Phosphorus 15	32 <b>S</b> Sulfur 16	35.5 <b>Cl</b> Chlorine 17	40 <b>Ar</b> Argon 18																																																																																						
39 <b>K</b> Potassium 19	40 <b>Ca</b> Calcium 20	48 <b>Ti</b> Titanium 22	51 <b>V</b> Vanadium 23	55 <b>Mn</b> Manganese 25	59 <b>Co</b> Cobalt 27	59 <b>Ni</b> Nickel 28	64 <b>Cu</b> Copper 29	65 <b>Zn</b> Zinc 30	70 <b>Ga</b> Gallium 31	73 <b>Ge</b> Germanium 32	75 <b>As</b> Arsenic 33	79 <b>Se</b> Selenium 34	80 <b>Br</b> Bromine 35	84 <b>Kr</b> Krypton 36																																																																															
85 <b>Rb</b> Rubidium 37	88 <b>Sr</b> Strontium 38	91 <b>Zr</b> Zirconium 40	93 <b>Nb</b> Niobium 41	101 <b>Ru</b> Ruthenium 44	103 <b>Rh</b> Rhodium 45	106 <b>Pd</b> Palladium 46	108 <b>Ag</b> Silver 47	112 <b>Cd</b> Cadmium 48	115 <b>In</b> Indium 49	119 <b>Sn</b> Tin 50	122 <b>Sb</b> Antimony 51	128 <b>Te</b> Tellurium 52	127 <b>I</b> Iodine 53	131 <b>Xe</b> Xenon 54																																																																															
133 <b>Cs</b> Caesium 55	137 <b>Ba</b> Barium 56	178 <b>Hf</b> Hafnium 72	181 <b>Ta</b> Tantalum 73	190 <b>Os</b> Osmium 76	192 <b>Ir</b> Iridium 77	195 <b>Pt</b> Platinum 78	197 <b>Au</b> Gold 79	201 <b>Hg</b> Mercury 80	204 <b>Tl</b> Thallium 81	207 <b>Pb</b> Lead 82	209 <b>Bi</b> Bismuth 83	210 <b>Po</b> Polonium 84	210 <b>At</b> Astatine 85	222 <b>Rn</b> Radon 86																																																																															
87 <b>Fr</b> Francium	88 <b>Ra</b> Radium	89 <b>Ac</b> Actinium																																																																																											
		*58-71 Lanthanoid series																																																																																											
		†90-103 Actinoid series																																																																																											
		<table border="1" style="width: 100%; border-collapse: collapse; text-align: center;"> <tr> <td style="width: 50%; padding: 5px;">a</td> <td style="width: 50%; padding: 5px;">X</td> </tr> <tr> <td style="width: 50%; padding: 5px;">Key</td> <td style="width: 50%; padding: 5px;">b</td> </tr> </table>										a	X	Key	b																																																																														
a	X																																																																																												
Key	b																																																																																												
		<table border="1" style="width: 100%; border-collapse: collapse; text-align: center;"> <tr> <td style="width: 50%; padding: 5px;">a = relative atomic mass</td> <td style="width: 50%; padding: 5px;">X = atomic symbol</td> </tr> <tr> <td style="width: 50%; padding: 5px;"></td> <td style="width: 50%; padding: 5px;">b = proton (atomic) number</td> </tr> </table>										a = relative atomic mass	X = atomic symbol		b = proton (atomic) number																																																																														
a = relative atomic mass	X = atomic symbol																																																																																												
	b = proton (atomic) number																																																																																												
		<table border="1" style="width: 100%; border-collapse: collapse; text-align: center;"> <tr> <td style="width: 5%;">140</td> <td style="width: 5%;">141</td> <td style="width: 5%;">144</td> <td style="width: 5%;">150</td> <td style="width: 5%;">152</td> <td style="width: 5%;">157</td> <td style="width: 5%;">159</td> <td style="width: 5%;">162</td> <td style="width: 5%;">165</td> <td style="width: 5%;">167</td> <td style="width: 5%;">169</td> <td style="width: 5%;">173</td> <td style="width: 5%;">175</td> </tr> <tr> <td><b>Ce</b></td> <td><b>Pr</b></td> <td><b>Nd</b></td> <td><b>Sm</b></td> <td><b>Eu</b></td> <td><b>Gd</b></td> <td><b>Tb</b></td> <td><b>Dy</b></td> <td><b>Ho</b></td> <td><b>Er</b></td> <td><b>Tm</b></td> <td><b>Yb</b></td> <td><b>Lu</b></td> </tr> <tr> <td>Cerium 58</td> <td>Praseodymium 59</td> <td>Neodymium 60</td> <td>Samarium 62</td> <td>Europlum 63</td> <td>Gadolinium 64</td> <td>Terbium 65</td> <td>Dysprosium 66</td> <td>Holmium 67</td> <td>Erbium 68</td> <td>Thulium 69</td> <td>Ytterbium 70</td> <td>Lutetium 71</td> </tr> <tr> <td>232</td> <td>232</td> <td>238</td> <td>238</td> <td>238</td> <td>238</td> <td>238</td> <td>238</td> <td>238</td> <td>238</td> <td>238</td> <td>238</td> <td>238</td> </tr> <tr> <td><b>Th</b></td> <td><b>Pa</b></td> <td><b>U</b></td> <td><b>Pu</b></td> <td><b>Am</b></td> <td><b>Cm</b></td> <td><b>Bk</b></td> <td><b>Cf</b></td> <td><b>Es</b></td> <td><b>Fm</b></td> <td><b>Md</b></td> <td><b>No</b></td> <td><b>Lr</b></td> </tr> <tr> <td>Thorium 90</td> <td>Protactinium 91</td> <td>Uranium 92</td> <td>Plutonium 94</td> <td>Americium 95</td> <td>Curium 96</td> <td>Berkelium 97</td> <td>Californium 98</td> <td>Einsteinium 99</td> <td>Fermium 100</td> <td>Mendelevium 101</td> <td>Nobelium 102</td> <td>Lawrencium 103</td> </tr> </table>										140	141	144	150	152	157	159	162	165	167	169	173	175	<b>Ce</b>	<b>Pr</b>	<b>Nd</b>	<b>Sm</b>	<b>Eu</b>	<b>Gd</b>	<b>Tb</b>	<b>Dy</b>	<b>Ho</b>	<b>Er</b>	<b>Tm</b>	<b>Yb</b>	<b>Lu</b>	Cerium 58	Praseodymium 59	Neodymium 60	Samarium 62	Europlum 63	Gadolinium 64	Terbium 65	Dysprosium 66	Holmium 67	Erbium 68	Thulium 69	Ytterbium 70	Lutetium 71	232	232	238	238	238	238	238	238	238	238	238	238	238	<b>Th</b>	<b>Pa</b>	<b>U</b>	<b>Pu</b>	<b>Am</b>	<b>Cm</b>	<b>Bk</b>	<b>Cf</b>	<b>Es</b>	<b>Fm</b>	<b>Md</b>	<b>No</b>	<b>Lr</b>	Thorium 90	Protactinium 91	Uranium 92	Plutonium 94	Americium 95	Curium 96	Berkelium 97	Californium 98	Einsteinium 99	Fermium 100	Mendelevium 101	Nobelium 102	Lawrencium 103				
140	141	144	150	152	157	159	162	165	167	169	173	175																																																																																	
<b>Ce</b>	<b>Pr</b>	<b>Nd</b>	<b>Sm</b>	<b>Eu</b>	<b>Gd</b>	<b>Tb</b>	<b>Dy</b>	<b>Ho</b>	<b>Er</b>	<b>Tm</b>	<b>Yb</b>	<b>Lu</b>																																																																																	
Cerium 58	Praseodymium 59	Neodymium 60	Samarium 62	Europlum 63	Gadolinium 64	Terbium 65	Dysprosium 66	Holmium 67	Erbium 68	Thulium 69	Ytterbium 70	Lutetium 71																																																																																	
232	232	238	238	238	238	238	238	238	238	238	238	238																																																																																	
<b>Th</b>	<b>Pa</b>	<b>U</b>	<b>Pu</b>	<b>Am</b>	<b>Cm</b>	<b>Bk</b>	<b>Cf</b>	<b>Es</b>	<b>Fm</b>	<b>Md</b>	<b>No</b>	<b>Lr</b>																																																																																	
Thorium 90	Protactinium 91	Uranium 92	Plutonium 94	Americium 95	Curium 96	Berkelium 97	Californium 98	Einsteinium 99	Fermium 100	Mendelevium 101	Nobelium 102	Lawrencium 103																																																																																	

The volume of one mole of any gas is 24 dm<sup>3</sup> at room temperature and pressure (r.t.p.).

Permission to reproduce items where third-party owned material protected by copyright is included has been sought and cleared where possible. Every reasonable effort has been made by the publisher (UCLES) to trace copyright holders, but if any items requiring clearance have unwittingly been included the publisher will be pleased to make amends at the earliest possible opportunity.

University of Cambridge International Examinations is part of the Cambridge Assessment Group. Cambridge Assessment is the brand name of University of Cambridge Local Examinations Syndicate (UCLES), which is itself a department of the University of Cambridge.